

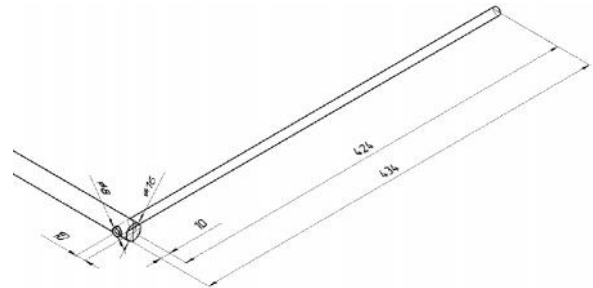
# 5 Element Antenna for the 50- MHz Band

By: Yuriy Skutelis, RN3DEK  
 Credit Line: Forum at cqham.ru

There is presented 5 elements directional antenna for the 50- MHz Band. Antenna has good SWR at the band and excellent F/B ratio.

Antenna has 50- Ohm input impedance that allows feed the antenna directly by 50- Ohm coaxial cable. **Figure 1** shows schematic of the antenna. Antenna elements made of tube in diameter of 16- mm. Folded elements of the reflector made of tube/rod in diameter of 8- mm. The elements are inserted into main reflector as it shown in **Figure 2**. Dimensions are given in millimeter

The antenna has reflector with bent ends. It is done to improve F/B ratio. Anyway you may play with model of the antenna in MMANA and check what you could reach.



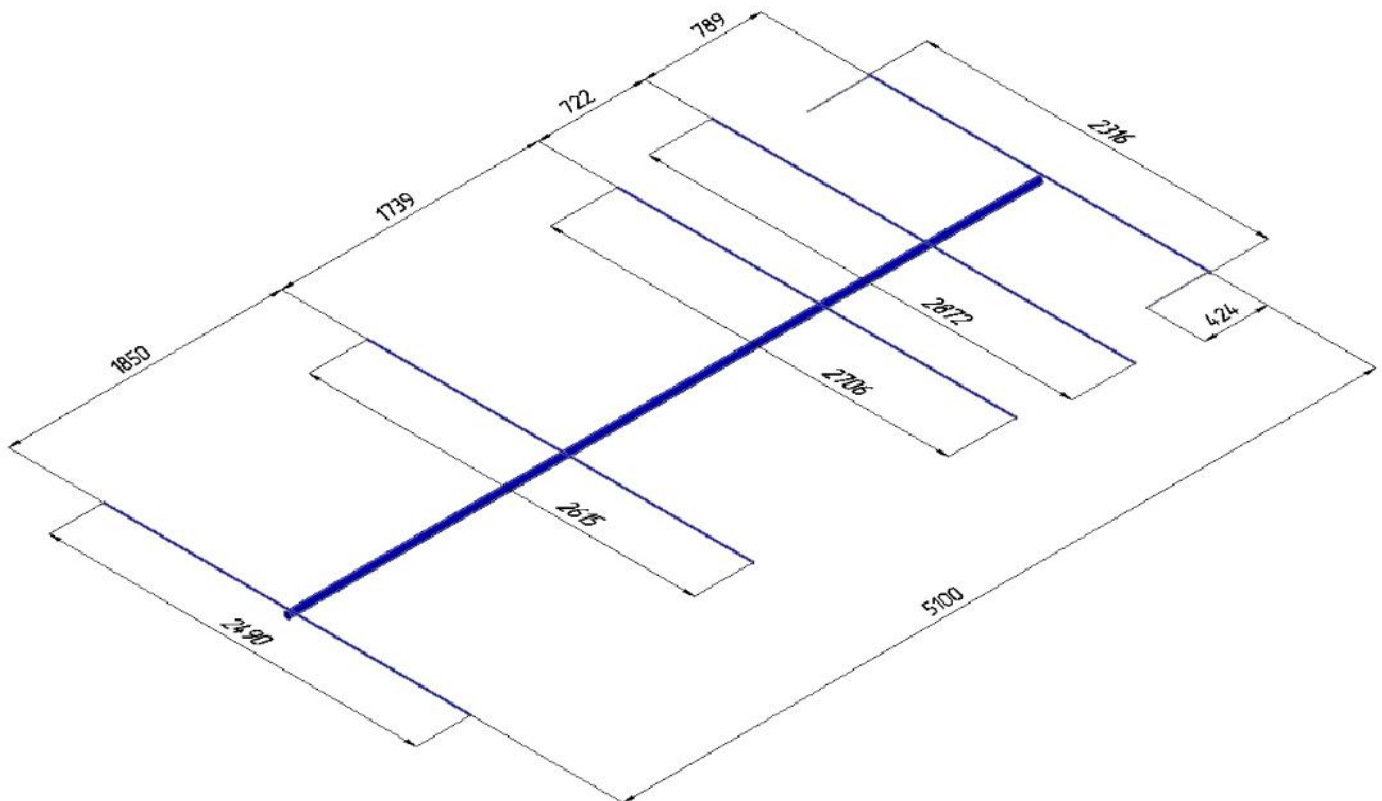
**Figure 2**

Folded Element inserted in Antenna reflector

**Figure 3** shows Z of the antenna. **Figure 4** shows SWR of the antenna. **Figure 5** shows DD of the antenna.

**73! RN3DEK**

MMANA File of the 5 Element Antenna for the 50- MHz Band may be downloaded at:  
[http://www.antentop.org/022/5\\_el\\_50mhz\\_022.htm](http://www.antentop.org/022/5_el_50mhz_022.htm)



**Figure 1**

5 Element Antenna for the 50- MHz Band

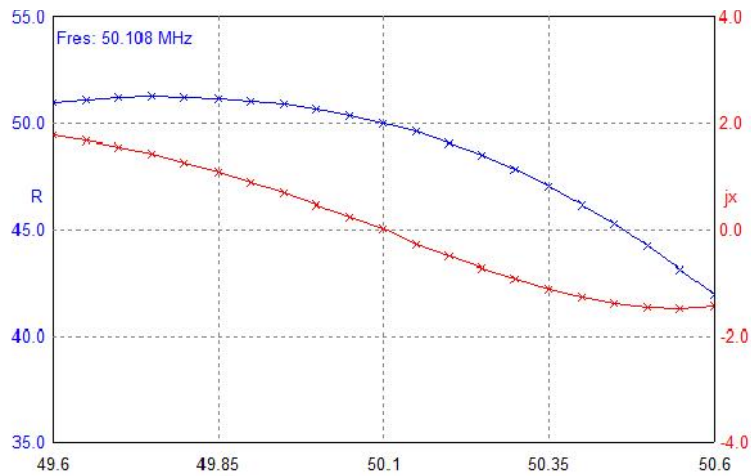


Figure 3 Z of the 5 Element Antenna for the 50- MHz Band

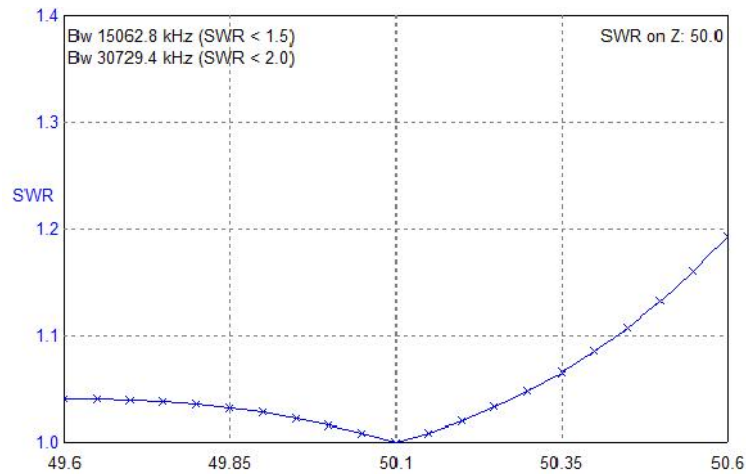


Figure 4 SWR of the 5 Element Antenna for the 50- MHz Band

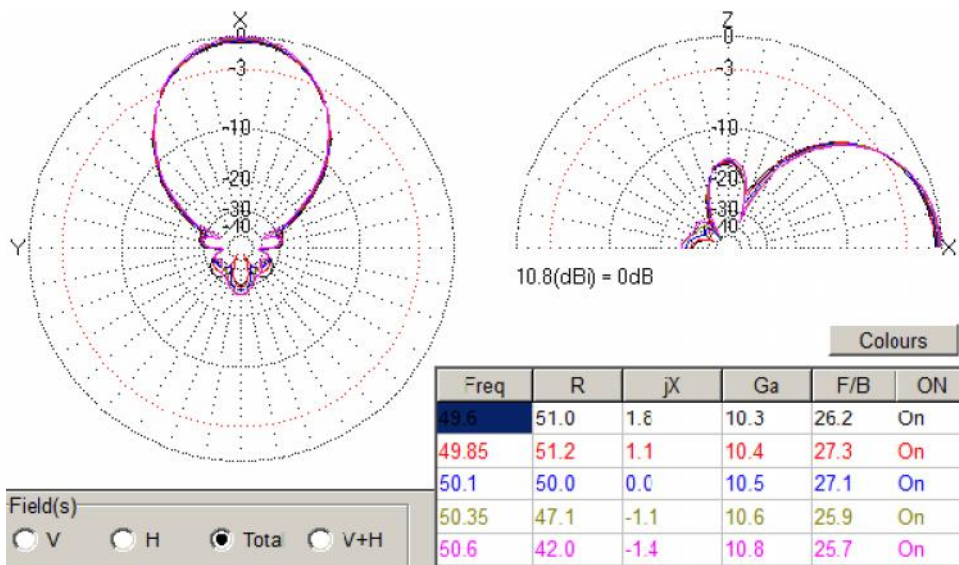


Figure 5 DD of the 5 Element Antenna for the 50- MHz Band